

## Excavator Attachments 1-1.5cbm Clamshell Grab Bucket, Shell Bucket, Hydraulic Clamshell Excavator Bucket for 20-30ton Excavator

Our Product Introduction

for more products please visit us on excavatorlongarm.com


### Basic Information

- Place of Origin: Guangdong, China
- Brand Name: Zhonghe
- Certification: CE
- Model Number: BKD001
- Minimum Order Quantity: 1 piece
- Price: \$3500/pieces
- Packaging Details: wooden box packaging
- Delivery Time: 25-30 work day
- Payment Terms: T/T
- Supply Ability: 5 Piece/Pieces per Month






### Product Specification

- Part Name: Excavator Clamshell Bucket
- Material: Q355B, NM400, HARDOX500 Optional
- Width: Customization
- Capacity: 1-1.5cbm
- Suitable Excavator: 20-30Ton
- Warranty: 3 Months
- Condition: 100%new
- Quality: High-Quality
- MOQ: 1 PCS
- Packing: Standard Packing
- After-sales Service Provided: Online Video Support



### More Images



### Product Description

Our Product

## Excavator Clamshell Bucket



### Clamshell Bucket Customization

- \*Applicable for all brand excavator.
- \*Color, capacity, material can do according to you.
- \*Made of Q355B and NM400 steel with good strength and rigidity.



## PRODUCT DESCRIPTION



### Clamshell Bucket

The clamshell bucket opens downward and has a large capacity, which allows a large amount of material to be loaded. Deep excavation of subgrade and loading of mud, sand, coal and gravel.

**Structural components:** It consists of three parts: the main connecting frame, the bucket flaps, and the hydraulic cylinder. Working principle: The excavator provides power, pressure, and flow to drive the hydraulic cylinder. The opening and closing reciprocating motion of the bucket is achieved through the extension and retraction of the hydraulic cylinder. Therefore, the structure of the bucket is very simple.



Clamshell Bucket

Suitable Excavator / ton	7-11	12-18	18-25	26-35
Weight / kg	800	1200	2000	2300
Opening / mm	1000	1500	2200	2300
Working Pressure / bar	180	210	250	250
Set Up Pressure / bar	250	290	320	340
Working Flow / lpm	190	210	220	250

### Features of Clamshell Bucket

- \* Grease can be added to ensure flexible operation.
- \* Simple design, more stable and lighter.
- \* Teeth base is made of wear-resistant material, which longer service life.
- \* Double cylinder design to lower failure rate.
- \* Arc-shaped design enhance loading and unloading efficiency.

## PRODUCT DESCRIPTION



### Advantages of Clamshell Bucket



Double cylinder design to lower failure rate.



Grease can be added to ensure flexible operation.



Simple design, more stable and lighter.



Arc-shaped design enhance loading and unloading efficiency.



Teeth base is made of wear-resistant material, which longer service life.



### Normal Clamshell Bucket



### Toothed Clamshell Bucket



### Main Uses and Application Scenarios

It is used for loading and unloading materials: sand, mud, coal, and grain.

It is applicable in environments like ports and docks, railway station, foundation pits, sand and gravel plants, mines, and coal yards.



### Working conditions



Some pictures of excavator clamshell bucket

## 》》 PRODUCT CATEGORY 《《



Standard Bucket



Rock Bucket



Clamshell Bucket



Rock Ripper



Sliding Arm



Skeleton Bucket



Ditch Cleaning Bucket



Orange Peel Grapple



Root Rake

## >> APPLICABLE BRANDS <<

KOMATSU CAT HITACHI VOLVO SUMITOMO

KOBELCO DOOSAN CASE KATO HYUNDAI

JCB LIEBHERR ATLAS TEREX Kubota YANMAR TAKEUCHI IHISCE

SANY SDLG 山东临工 山东建机 STRONG JCM SHANTUI 福田雷沃重工 LOVOL 厦工 XGMA LiuGong 柳工

LISHIDE 力士德 ZOOMLION XCMG LONKING 龙工 SUNWARD 山河智能

### COMPANY PROFILE



#### Kaiping Zhonghe Machinery Manufacturing Co., Ltd.

Founded in 2018, Zhonghe heavy industry independently develops and produces construction machinery parts such as excavator lengthening arm, mountain pulling arm, two-stage telescopic arm, sliding arm, three-stage telescopic arm, three-stage demolition arm, rock arm, tunnel arm, bucket, pile driving arm, wood grabber, steel grabber and scarifier. It is widely used in weathered stone crushing, subway construction, forestry logging, municipal pipeline engineering, river dredging, building demolition, Larsen steel sheet pile driving and pulling, pile foundation engineering, resource recovery and other engineering industries. The products are sold in more than 40 countries and regions. Provide one-year after-sales service with after-sales warranty and deliver on time. 24-hour online service can provide OEM production.





## Our Team

The power of knowledge, the power of the power of unity and dedication, we will get it.



## Zhongehe Machinery

Our company is specialized in excavator long reach boom arm, standard arm, pile driving arm, two or three section demolition boom, tunnel arm, rock arm, quick hitch, tilting bucket, rock ripper, mechanical grapple, log grab, orange peel grapple, clamp bucket, rock bucket, clamshell bucket, multi crusher, single cylinder shear, rock breaker, pile hammer.

All products support customization, and customized products are suitable for all excavator brands.

### Advantages of ZHONGHE MACHINERY

#### CUSTOMIZATION

1. Applicable for all brand excavator.
2. Color, length, material can do according to you.
3. Extra pipeline can be added to suit to some extra application.
4. Boom cylinder and stick cylinder can also be supplied if customer want.

#### STRONG PRODUCTION CAPACITY

We can produce 50 sets excavator booms per month.

Our annual output of various types of excavator boom arms can reach 600 sets.

#### GOOD SERVICE

1. Online support within 24 hours.
2. Appointment video technical support.  
(Our engineers have focused on excavator boom and attachment over 10 years)
3. Long excavator boom shall be two jointed pcs to make it fittable into container to save shipping cost.

#### WARRANTY

1 year for long reach boom, 180 days for cylinder and linkage, 90 days for bucket.

## EXHIBITIONS



## CERTIFICATIONS



## PRODUCTION ADVANTAGES



Our factory has a complete range of production equipment, which is conducive to the production of our products, good quality and ensures product accuracy.

1. Panel is cut by CNC plasma machine with less deformation.
2. Tolerance within 5-10um, ensure the accuracy of hole.
3. Environmentally friendly verified sparying room.
4. GMAW-Gas Metal Arc-Welding.
5. Plasma cutting machines, boring machines, beveling machines, bending machines, etc. ensure accuracy.



Large double-sided floor boring machine



CNC plasma cutting machine



Automatic edge milling machine



Environmentally friendly spary booth







## High Precision Equipment



Draw Design



Plasma cutting machine



Machining



Plate rolling machine



double-sided boring lathe



Telescopic arm put on double-sided boring lathe




Long reach boom put on double-sided boring lathe



Ultrasonic flaw detection equipment



Beveling machine



Beveling machine



Paint spraying



Shipment

## PRODUCTION PROCESS



Ingenious craftsmanship / Quality assurance

### Zhonghe Machinery Production Steps



Draw design



Manufacturing



Plate cutting



Machining



Mechanical beveling



Riveting, bening



Welding



Gas shielded welding



Pipeline layout



Spray paint



Test



Arrange shipment

## Shipping And Packaging

Our products have been sold to more than 60 countries, and our transportation methods include sea transportation, land transportation, and air transportation. Our packaging is wooden box packaging or stretch film packaging. The goods will be packed before shipment and then loaded into the container to ensure the safety of the goods.



## SHIPPING & PACKAGE



### Package

Bubble bag packing for most products;  
Wooden case for little products, like buckets;  
Iron frame support for boom arms.  
The accessories and package of excavator long boom arm are subjected to our final confirmation.



**FedEx**  
Federal Express

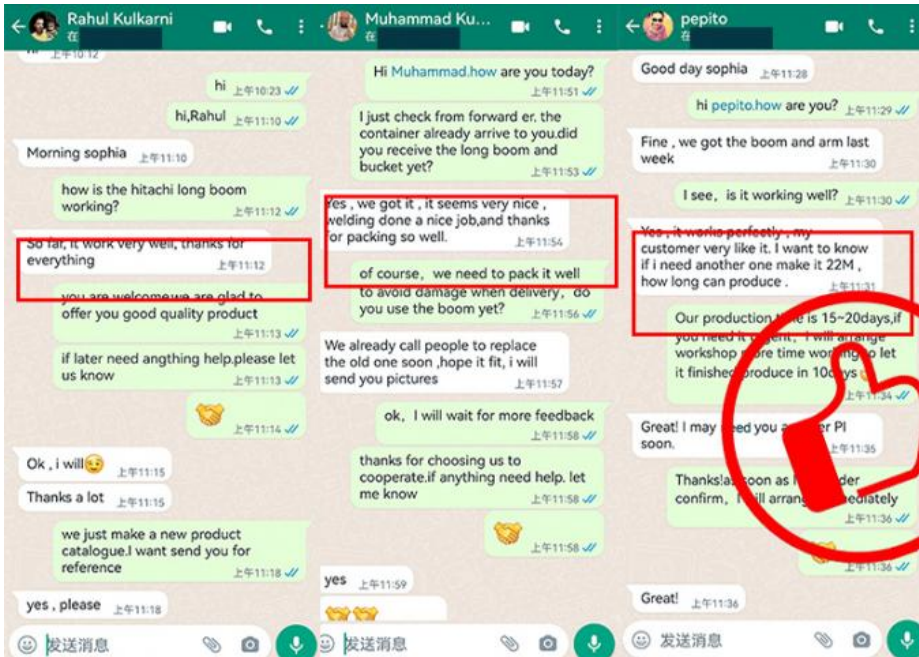
**DHL**  
EXPRESS



**TNT**  
**EMS**

### WORRY-FREE SHIPPING

We provide a full range of shipping methods for worry-free shipping.



## FAQ



**Q: Are you a manufacturer?**

A: Zhonghe machinery offered a wide range of attachment parts for excavators and dozers. Such as long reach arm, demolition arm, telescopic arm, standard bucket, rock bucket, cleaning bucket, tilting bucket, etc. We know that the perfect combination of high-quality cast steel products and a moderate price is the key to the success.

**Q: Why choose Zhonghe over any other companies?**

A: We have a professional production team and design team to provide each customer with high-quality and personalized customer service to ensure correctness, so we have good reputation in China, and our annual sales are among the best in our country.

**Q: What can I get from you?**

A: 1. The product is made of Q355B steel, a superior and sturdy material on the market, and the steel is cut with a 45-degree slope and then gas welded, making it more sturdy and 30% longer lifetime than normal materials.  
2. All accessories are included, no additional purchases are required. Professional online video guides installation to make installation worry-free.  
3. Lifetime free online customer service consultation if you have any questions.

**Q: How do I start to order?**

A: Firstly, talk to our sales about your machine model, working conditions, special needs and deadline. Then our sales will give you proposals FYR. You will receive a quotation ASAP after confirming the proposal.

**Q: What are your terms of payment?**

A: We prefer T/T (50/50) through Ali Credit Insurance as a trial order.

**Q: Are you always delivered on time?**

A: We can't promise about the sea freight but what we can do is shorten our lead time while keeping the same quality level. So there will not be any problem even if the sea freight is delayed for a couple of days.



**Jiangmen Kaiping Zhonghe Machinery Manufacturing Co., Ltd**



+86 13822325403



aria@excavatorlongarm.com



excavatorlongarm.com

9 Huancui West Road, Cuishanhu New Area, Kaiping City, Guangdong Province, China