



deep foundation work hydraulic telescopic arm excavator telescopic stick

Our Product Introduction

for more products please visit us on excavatorlongarm.com

Basic Information

- Place of Origin: China
- Brand Name: ZH
- Certification: CE
- Model Number: JCB001
- Minimum Order Quantity: 1 SET
- Price: \$6200/set
- Packaging Details: Stretch film packaging
- Delivery Time: 20-30 working day
- Payment Terms: T/T
- Supply Ability: 600



Product Specification

- Condition: New, 100% new, New Telescopic Arm
- Warranty: 6 Months
- After-sales Service Provided: Online Support, Video Technical Support
- Bucket Capacity: 0.9m³, 0.4-0.5CBM, 0.2-6m³
- Machine Weight: 6-36T
- Color: Customer's Request
- Application: Crawler Excavator
- Material: Q355+LG700
- Type: Two-section Telescopic Arm
- Brand: Zhonghe
- Highlight: excavator telescopic stick hydraulic, excavator telescopic arm, deep foundation hydraulic telescopic arm



More Images



Product Description

designed for deep foundation work hydraulic telescopic arm with excavator telescopic stick



What is an excavator telescopic arm

An excavator telescopic arm comprises a fixed section, a sliding component, a steel cable, and a telescopic cylinder. Adjusting the number of sliding bodies allows for an optimal digging radius and depth. Typically paired with a bucket, it efficiently excavates deep pits for materials like soil, sand, and coal.

The two-section telescopic boom is constructed with LG700 for durability, while other parts use Q355B for a lightweight yet strong structure. The design features:

A 22-ton high-power bucket cylinder

Enlarged spring components in the reel

Multi-layer reinforced bearings

A box structure made of high-strength LG700 steel

A reinforced pivot end to endure higher excavation forces



Zhonghe Machinery Two-section Telescopic Arm

1. The telescopic cylinder adopts double oil seals, and the built-in slider reduces the vibration of the cylinder, avoids sagging due to gravity, improves the service life of the cylinder and reduces failures.
2. Bucket cylinder hose design avoids oil leakage caused by hose vibration, and the hose can be replaced without dismantling the arm, improving its service life.
3. Four-layer steel wire high pressure hose, more durable.
4. The exposed bucket cylinder can be replaced without disassembling arm, which is convenient for maintenance.



Two-section telescopic arm

1. Made of BS700 or Q690D material, offering a lighter weight and lower load on the main machine.
2. External maintenance access for the boom allows for telescopic cylinder replacement without disassembling the arm.
3. Optimized front design for carrying larger buckets and generating greater digging force.
4. Dual internal piping design prevents oil leakage from vibration, simplifies pipe replacement, and enables all components to be replaced without removing the boom.



What are the advantages of our telescopic arm?

Lightweight & Durable – Made from high-strength steel, our design reduces excavator load while ensuring durability.

Greater Digging Depth – Our telescopic arm extends **20 cm deeper** than competing models of the same length.

Double-Slider System – The **dual-slider** structure in the telescopic cylinder minimizes vibration and enhances stability, reducing failure rates.

Reinforced Hose Protection – A **dual-layer casing** for the bucket cylinder hose eliminates pipeline vibrations and extends its lifespan.

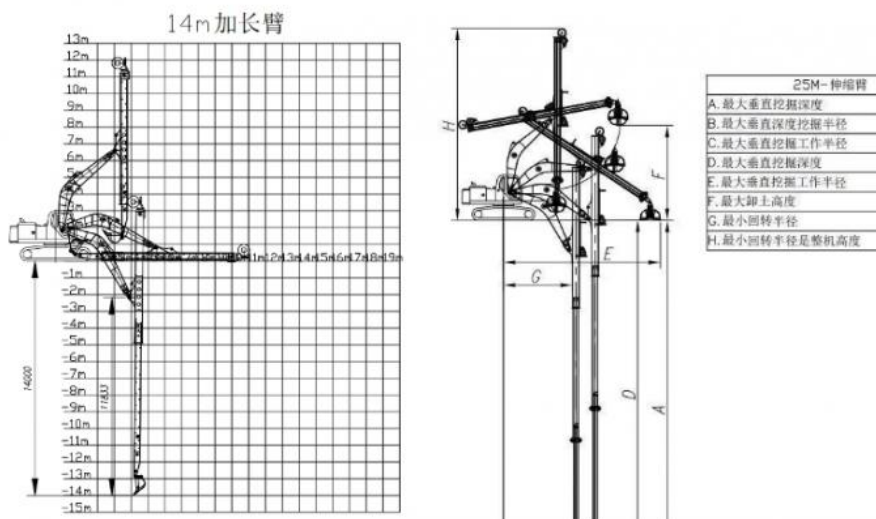
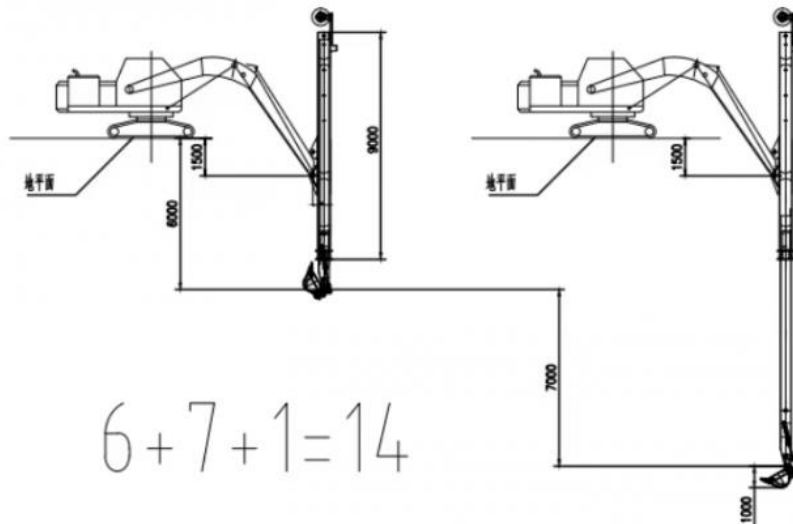
Easy Maintenance – The **externally placed bucket cylinder** allows for quick access and convenient replacement.

Two Section Telescopic Arm Configuration

1. A set of telescopic arm
2. Eight high-pressure hoses
3. Nine pins


4. A standard bucket
5. A two-way foot switch
6. A bucket cylinder
7. A set Linkage

General Arrangement Drawing



Excavator (ton)	Max Depth (mm)	Effective Length (mm)	Bucket Capacity (cbm)	Cylinder (ton)	Cylinder (ton)
12-15	10000	8170	0.2	6	0
20-25	12000	8700	0.4	20	0
20-25	14000	10680	0.4	20	2 ton
30-35	16000	12080	0.6-0.8	22	1 ton

Advantages of telescopic arm



01

Using LG700/785 material, the overall plate strength is stronger and the arm is lighter, reducing the load of the excavator.



02

The unique design of the internally designed long cylinder makes the vibration of the cylinder a thing of the past. We add a slider inside the cylinder to prevent the cylinder from shaking when it expands and contracts. This not only reduces the failure rate of the cylinder, but also reduces the vibration of the pipeline.




03

For telescopic iron pipes, we adopt a double-layer iron pipe design to reduce pipeline oil leakage caused by pipeline vibration and reduce the failure rate.



04

The bucket cylinder is placed outside the arm, and the cylinder and connecting rod assembly are replaced as a whole. Our maintenance is more convenient, and the bucket retraction angle for excavation is better.



Application of Two-section Telescopic Arm

Deep Excavation – Perfect for reaching depths beyond standard arms in foundation digging and trenching.

High-Altitude Demolition – Designed for precise demolition of tall buildings or structures.

Tight-Space Operations – Effective in compact job sites like urban areas or tunnel construction.

Waterway Maintenance – Enhances efficiency in dredging canals, rivers, and reservoirs.

Bulk Material Handling – Moves soil, sand, and debris in construction and recycling sites.


Forestry & Farming – Assists in log handling and extending reach over difficult terrains.

High precision machine of Zhonghe Machinery Manufacturers

Double-sided boring lathe



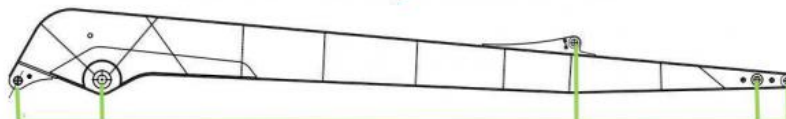
After the excavator boom and arm are assembled, the pins on the boom are drilled to ensure that the pins on the boom are parallel to each other and the cross section of the pin hole is perpendicular to the pin. The double-sided boring machine of the boom makes the hole position more accurate and the quality higher.



Make sure the cross section of the pin hole is perpendicular to the shaft.



Make sure the axis is parallel to the axis



Make sure the cross section of the pin hole is perpendicular to the shaft



Make sure the axis is parallel to the axis

Large, floor-mounted double-sided boring and milling lathe:

Increased Precision and Consistency: The double-sided boring and milling lathe enhances operational accuracy and consistency.

Post-Welding Process: After welding, the machine bores through the hole, ensuring the parallelism and verticality of the

shaft.

Main Responsibility: This machine is primarily used for post-welding boring of large and small arms and buckets to ensure accuracy.

Simultaneous Boring: The double-sided boring lathe performs boring on both sides at the same time, guaranteeing even accuracy.

About Zhonghe Machinery Company Profile:

Kaiping Zhonghe Machinery Co.,Ltd. established in 2018, it is a combination of manufacturing and trading, specializing in customizing different kinds of excavator boom arms and attachments. We are located in cuishanhu New District. Kaiping cityJiangmen City. Guangdong Province, China. We boast a 21000m3 steel structure workshop with a large number of high precision processing equipment and a strong and cohesive team of over 100 experienced technical staff. 50 welding workers with over 7 years experience. 30 senior designers, and a high-tech R&D team(10+ years on customization.100+technical patents), strict production system(6+ years quality control and cost control) and warm-hearted service team. Our annual output of various types of excavator boom arms can reach up to 800 sets.



CE certification & Utility model patent certificates



Our products have been sold to more than 60 countries, and our transportation methods include sea transportation, land transportation, and air transportation. Our packaging is wooden box packaging or stretch film packaging. The goods will be packed before shipment and then loaded into the container to ensure the safety of the goods.

Packaging & Shipping



FAQ(Some frequently asked questions):

Q: Are you a manufacturer?

A: Zhonghe machinery offered a wide range of attachment parts for excavators and dozers. Such as long reach arm, demolition arm, telescopic arm, standard bucket, rock bucket, cleaning bucket, tilting bucket, etc. We know that the perfect combination of high-quality cast steel products and a moderate price is the key to the success.

Q: Is the length of the telescopic arm the total length or the digging depth?

A: The length of a two-stage telescopic arm refers to the digging depth. For example, a 14-meter telescopic arm means that the maximum digging depth is 14 meters, so it is called a 14-meter telescopic arm. The actual arm length is not only 14 meters.

Q: What material is the telescopic arm made of?

A: The arm tube of the telescopic arm is made of a690 or HG785 material, and the material of other parts is a355B material.

Q: What are your terms of payment?

A: We prefer T/T (50/50) through Ali Credit Insurance as a trial order.

Q: Are you always delivered on time?

A: We can't promise about the sea freight but what we can do is shorten our lead time while keeping the same quality level. So there will not be any problem even if the sea freight is delayed for a couple of days.

Any information, pls contact Sophia!

this is my contact way directly

Sophia W/A: +86 18127591702

Mail: sophia@excavatorboomarm.com



Jiangmen Kaiping Zhonghe Machinery Manufacturing Co., Ltd



+86 13822325403



aria@excavatorboomarm.com



excavatorlongarm.com

9 Huancui West Road, Cuishanhu New Area, Kaiping City, Guangdong Province, China