



Tunnel Excavator Short Boom Arm For Confined Spaces Heavy Duty Excavation

Our Product Introduction

for more products please visit us on excavatorlongarm.com


Basic Information

- Place of Origin: China
- Brand Name: Zhonghe Machinery
- Certification: CE, patent, ISO
- Model Number: CLB0024
- Minimum Order Quantity: 1 set / piece
- Price: USD \$3457/sets
- Packaging Details: bubble / wooden cases
- Delivery Time: 20-30/works
- Payment Terms: T/T, L/C
- Supply Ability: 800 sets






Product Specification

- Material: Q355B, Q690D, Or Others As You Request
- Apply To: 6-50ton Excavator
- Warranty: 6 Months
- Working Condition: Tunnel Work
- Condition: New
- Color: As Customer Requires
- Application: Excavator
- Type: High Reach Demolition Boom
- Certification: ISO9001, ISO CE
- Oem: Available
- After-sales Service Provided: Online Support, Video Technical Support
- Technique: Advanced Techniques
- Oem/odm: Acceptable
- Highlight: Tunnel Excavator Short Boom Arm,



More Images



Product Description

Tunnel Boom for Excavator Best Short Arm Excavator for Confined Spaces Durable Tunnel Boom for Heavy-Duty Excavation

I. Advantages of Excavator Tunnel Arm/Short Arm

Enhanced Maneuverability: Designed for confined spaces, allowing for precise movements in tight areas.
Increased Digging Depth: Short arms provide the ability to reach deeper into excavations.
Versatility: Effective for various applications, including tunneling, trenching, and demolition.
Reduced Material Disturbance: Minimizes the impact on surrounding soil and structures during operation.
Durable Construction: Built with high-strength materials to withstand heavy loads and challenging conditions.
Improved Efficiency: Speeds up excavation processes, saving time on projects.
Compatibility with Attachments: Easily integrates with various tools, enhancing functionality.
Cost-Effective Solution: Reduces the need for additional equipment, lowering overall project costs.
Lightweight Design: Facilitates easier handling and transport of the equipment.
Safety Features: Designed to enhance operator safety in challenging environments.

Advantages of Zhonghe Machinery

1. Professional product design team, rich experience, strong design pertinence.
2. Automated processing equipment. Automatic cutting, double-sided floor-standing large boring machine, etc.
3. Industry standard welding process, carbon dioxide shielded welding, good weld crack resistance.
4. Strict and meticulous quality inspection, ultrasonic flaw detection

excavator(to n)	total length (mm)	boom(mm)	arm(mm)	max height (mm)	max depth(mm)
20-25T	1300	3200	1900	4500	8500
30-36T	4200	4200	1900	5000	10500
40-45T	4500	4500	1900	5000	11000

Working scene of tunnel arm

Special design----meet customer needs !!!

Benefits of Modifying the Tunnel Arm:

1. The adjustment in operating range ensures compatibility with various working environments, eliminating concerns about the boom colliding with tunnel beams or basement structures.
2. Modifying the tunnel boom allows for the use of larger breakers. For instance, after modification, a PC120 excavator can handle a 135 breaker, while a PC200 can accommodate a 165 breaker, necessitating an upgrade in the double pump confluence, effectively doubling the impact force.
3. A modified tunnel boom can support a larger bucket. The reduced length of the boom decreases torque, increasing force output and enabling the use of bigger buckets.
4. When switching from a breaker to a bucket, the stop valve is in place to prevent hydraulic oil leaks.
5. Multi-layer welding on the pipe joints enhances durability and minimizes the chance of oil leaks.
6. The cylinder guard design helps protect the cylinder from potential damage during collisions.
7. We offer factory pricing and competitive rates, along with support for customization, including ODM and OEM services.

|| Excavator Tunnel Arms Suitable For Application

What is the purpose of beveling the long arm/tunnel arm plate?


Most welding machines commonly used in the industry have a penetration depth of only 3mm. Since the thickness of our long arm plate is at least 8mm, without beveling, the welder would not be able to fully penetrate through the entire joint. This would result in weak welds, leading to issues such as weld cracking in the future.
 We employ mechanical beveling, whereas other factories rely on manual beveling (as shown in the figure).

High precision machine of Zhonghe Machinery Manufacturers


Double-sided boring lathe



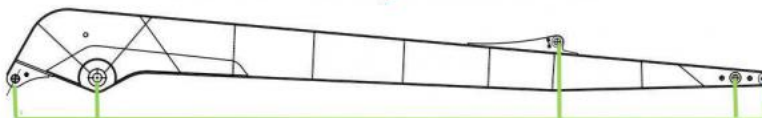
After the excavator boom and arm are assembled, the pins on the boom are drilled to ensure that the pins on the boom are parallel to each other and the cross section of the pin hole is perpendicular to the pin. The double-sided boring machine of the boom makes the hole position more accurate and the quality higher.



Make sure the cross section of the pin hole is perpendicular to the shaft.



Make sure the axis is parallel to the axis



Make sure the cross section of the pin hole is perpendicular to the shaft



Make sure the axis is parallel to the axis

Large Floor-Standing Double-Sided Boring and Milling Lathe:

Improved Accuracy and Consistency: The double-sided boring and milling lathe enhances the precision and uniformity of operations, ensuring consistent results.

Post-Welding Processing: After the welding process, the machine performs overall boring, ensuring the parallelism and perpendicularity of shaft holes.

Primary Applications: Primarily used for post-weld boring of the boom, small arm, and bucket, ensuring the accuracy and

proper alignment of the boom.

Simultaneous Boring on Both Sides: The lathe performs boring on both sides at the same time, guaranteeing identical precision and consistency on both sides.

About Zhonghe Machinery Company Profile:

Kaiping Zhonghe Machinery Manufacturing Co., Ltd.

Established in 2018, Kaiping Zhonghe Machinery Manufacturing Co., Ltd. specializes in production and trade. We focus on customizing excavator attachments, such as long arms and buckets, with a strong presence in over 60 countries.

Key advantages are:

A facility of approximately 18,000 square meters.

A dedicated team of 120 employees.

State-of-the-art equipment, including CNC cutting machines.

A dedicated production line for custom-made solutions.

Fast lead times, typically between 7 and 25 days.

An annual output of 600 sets of excavator booms. Our commitment is to "Quality, Sincerity, and Customer Satisfaction," and we invite collaboration with partners globally.

CE certification & Utility model patent certificates



Our products have been exported to over 60 countries, utilizing various transportation methods such as sea, land, and air freight. For packaging, we use either wooden crates or stretch film to secure the products. Before shipment, the goods are carefully packaged and then loaded into containers to ensure their safety during transit.

Packaging & Shipping



FAQ(Some frequently asked questions):

Q1: Are you a manufacturer?

A1: Zhonghe Machinery provides a wide variety of attachments for excavators. Such as long arms, demolition arms, telescopic arms, standard buckets, rock buckets, cleaning buckets, tilt buckets, etc. We know that the perfect combination of high-quality cast steel products and moderate prices is the key to success.

Q2: Why is it called a tunnel arm?

A2: Tunnel arms generally refer to working devices that operate in narrow spaces. Most of them operate in tunnels, so they are called tunnel arms. Each country has a different name, but in China we call it a tunnel arm.

Q3: What are the configurations of the tunnel arm?

A3: Depending on the height of the tunnel, the configuration that requires or does not require the boom cylinder can be designed, but the necessary configurations are: one boom cylinder, one bucket cylinder, 8 pins, 6 high-pressure hoses, one set of connecting rod assemblies, one set of crushing pipes, and 2 stop valves. The general operating height of the tunnel arm is 4-6 meters.

Q4: What are the requirements for the tunnel arm?

A4: A. It is recommended that the tunnel arm be equipped with a straight hammer. The basement height is limited. During operation, the triangular hammer part is higher than the arm plane, which will scrape the top and make the operation inconvenient. The straight hammer will not have this problem. B. The tunnel arm design does not take into account the transportation height. Generally, the transportation of large-scale mechanical tunnel arms requires the breaker to be removed before transportation. Filling materials in the forearm of the tunneling arm increases the weight of the tunneling arm, presses down the breaker, reduces the rebound force of the breaker, and increases the crushing force.

Any information, pls contact Ada!

this is my contact way directly

Ada W/A: +86 15322105263

Mail: ada@excavatorboomarm.com



Jiangmen Kaiping Zhonghe Machinery Manufacturing Co., Ltd



+86 13822325403



aria@excavatorlongarm.com



excavatorlongarm.com

9 Huancui West Road, Cuishanhu New Area, Kaiping City, Guangdong Province, China